


SECUNORM 540
ANYTHING BUT SUPERFICIAL.



ENJOY SAFETY
MADE IN SOLINGEN


martor

SECUNORM 540

NO. 54000410




Original size



Robust handle

The aluminium handle is already familiar from the SECUNORM PROF140. The handle and a newly developed plastic insert form a perfect team to ensure that your SECUNORM 540 is equipped to meet even the toughest tasks.




Optimised slider

A firm hold and grip are typical MARTOR characteristics. The SECUNORM 540 is no different. Its slider has a grooved structure and is especially large, giving the ideal conditions for comfortable, "hands-on" work – even when wearing gloves.



Safe blade changing

The blade change button gives easy access to the blade, which is also held in place by a magnet. A further practical feature is that the blade cover can be lifted and locked in an open position.



Very large cutting depth

The extra-large cutting depth is ideal for thick materials such as foam and polystyrene, but also for tasks such as cutting paper rolls. The quality blade has an extremely low risk of breakage.



Secure hold

For secure fastening, the SECUNORM 540 is equipped with a practical lanyard hole, another reason why it could become a constant companion. You then reduce risks two-fold: the risk of loss and the risk of cutting injuries.

Highly specialised – for many applications.







With its cutting depth of up to 36 mm, the SECUNORM 540 is in a field of its own. The MARTOR safety knife demonstrates its impressive strengths especially when cutting foam, polystyrene, paper rolls and bagged goods. For all its specialism, its robust and ergonomic aluminium handle is easy to hold and suitable for either hand. The proven automatic blade retraction protects you from cutting injuries.

PRODUCT FEATURES

Technical features

	High safety		Safer blade change (with magnet)
	Very abrasion resistant		Very ergonomic
	Cutting depth 36		For right and left handers
	Lanyard hole		Printable for promotional purposes

Main cutting materials

	Cardboard: up to 3-ply		Wrapping, stretch and shrink foil
	Plastic strapping band		PVC
	Foam, polystyrene		Fleece

Installed blade

	NO. 7940	0.50 mm, 71.2 mm long
--	-----------------	--------------------------

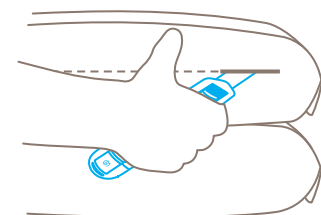
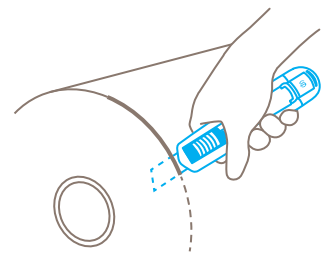
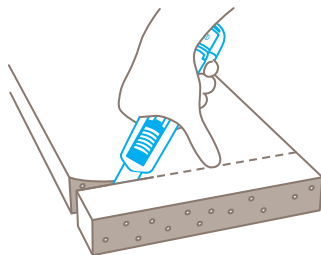
Optional blade

	NO. 17940	0.50 mm, 71.2 mm long, stainless
--	------------------	--

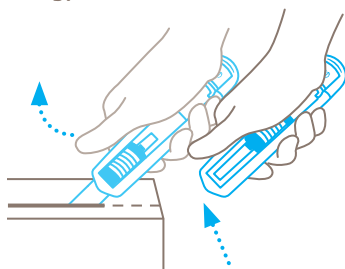
Certificates and awards



Application



Safety technology



Automatic blade retraction – a high degree of safety






The automatic blade retraction of the SECUNORM 540 guarantees a high degree of safety from cut injuries. As soon as you have started to cut, take your thumb off the slider. Then the blade will retract into the handle immediately after leaving the material being cut.

THE PERFECT FIT FOR ALL. DOES THE PERFECT JOB.

SECUNORM 540

- › For very large cutting depths
- › Ergonomic handle for left and right handers
- › Very abrasion proof thanks to the aluminium
- › Automatic blade retraction
- › GS-certified for approved safety

PRODUCT DETAILS

Order No.	NO. 54000410.02
Packaging unit	1 in single unit box (10 in multipack)
Knife size (L x W x H)	143 x 17 x 31 mm
Main material	Aluminium
Weight	79.0 g
Cutting depth	36 mm
Spare blade Packaging unit Size (L x W x Thickness)	NO. 7940.60 (10 in transparent pack) 71.2 x 17.7 x 0.50 mm
Certified	GS certificate NO. 179480-7121-55094- 2020
Accessories	
BELT HOLSTER S WITH CLIP	 NO. 9920
HOLSTER SMALL	 NO. 9842
USED BLADE CONTAINER	 NO. 9810
WALL MOUNT BRACKET USED BLADE CONTAINER	 NO. 9845
SAFEBOX	 NO. 108000

CONTACT AND SERVICE

What makes our cutting solutions even safer?
Our advisory services! We are always on hand,
to give advice, to provide you with training ma-
terial, to meet with you in person if necessary.

You will find further information on our website:
www.martor.com



At a glance: the safety poster shows the most important functions and correct usage – perfect for your workplace.



From the first cut to changing the blade, our video will show you the best way to use this knife.



Everything you want to know: dimensions, properties, special features and more about our cutting tools can be found in the technical data sheet.



Still have questions? You can reach our service department on [+49 212 73870-0](tel:+49212738700)